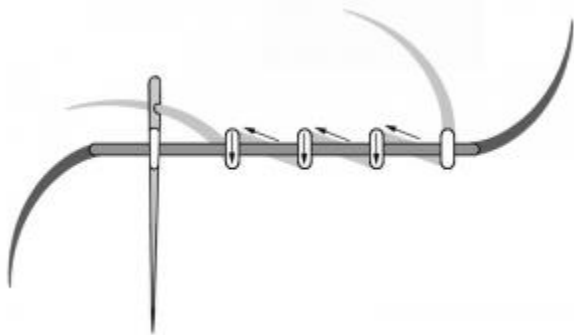


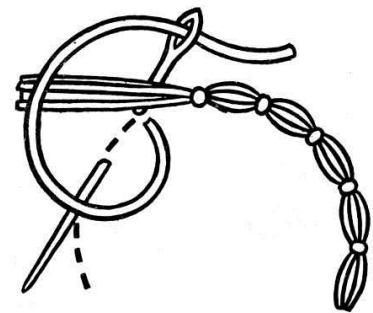
WHAT IS COUCH STITCHING?

Couching, or the couch stitch, requires two threads: one remains completely on the surface, while the other loops through the fabric and over the thread to hold it in the form of the design. Couching uses embroidery stitches to tack down a piece of thread, yarn, fiber, fabric, wire, etc. to create a unique linear element and texture.

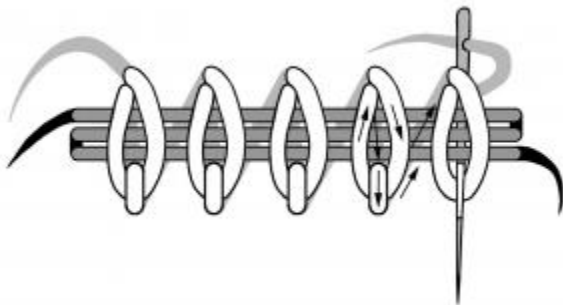
The advantage of using couching on your fabric is that you can embellish the fabric with different types of thread / fibers / yarns / strings which otherwise would not penetrate the fabric, like thick metallic thread, beaded chains and strips of fabric. Laid threads can follow a predetermined drawn line or be placed spontaneously and organically. The laid threads are frequently used for a line or an outline. The couching threads may be of the same color as the laid threads or in a contrasting tone.



Simple a form of couching *Drawing by Martin Henze.*



Chain Stitch Couching



Drawing by Martin Hense.

Chain stitch couching is a variation on couching, whereby a detached chain stitch is used to fasten down the laid threads rather than other forms of stitches. This type of stitch is used for free-style embroidery. Textile Research Center, Retrieved from <https://trc-leiden.nl/trc-needles/techniques/couching-and-laidwork/chain-stitch-couching>



<http://summersofindia.blogspot.in/>



1. Couching with Straight Stitches



2. Couching with Straight Stitches



3. Couching with Patterned Straight Stitches



4. Couching with Cross Stitch

Couching Stitch

