


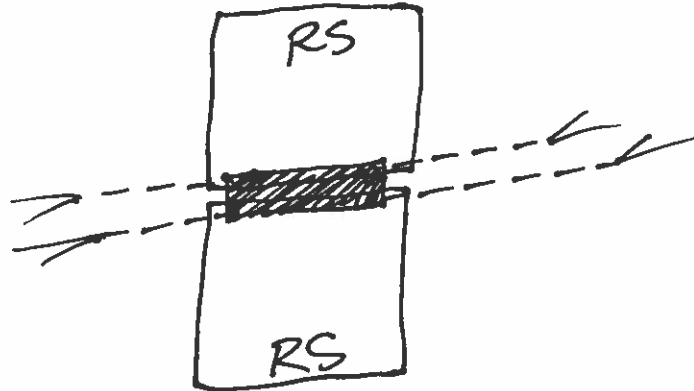
EASY ZIPPER BAG

Start with one 7" zipper
and two 8" squares of fabric.

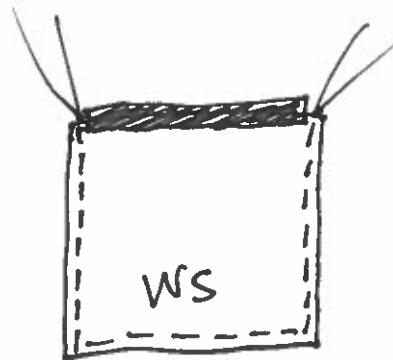
Center zipper (closed) on edge of
squares, leaving $\frac{1}{2}$ " on both sides
of zipper. Overlap the zipper edges
about $\frac{1}{4}$ " onto fabric edges.



Stitch with zipper foot, attaching
zipper to fabric.



Match side and bottom edges,
Right sides together. Stitch
 $\frac{1}{4}$ " seam.



Open zipper. Turn right side out.
Voila! A new bag!

